

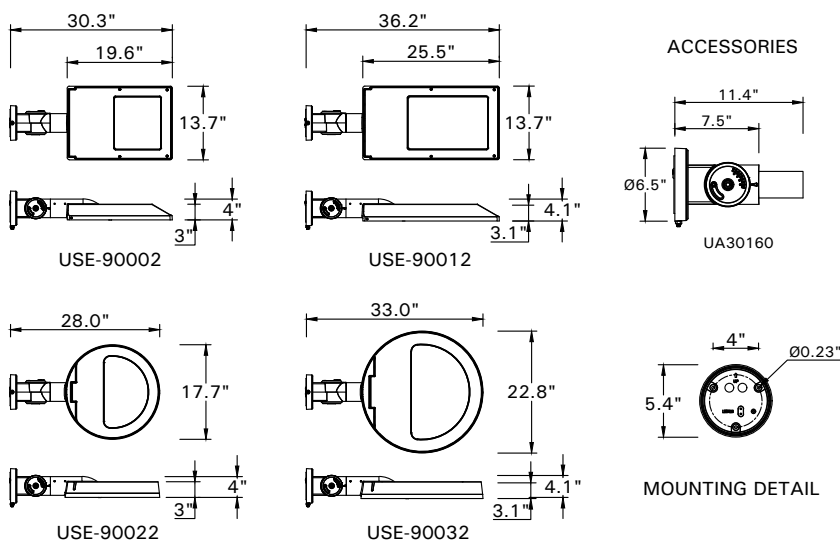
INSTALLATION AND SERVICE MANUAL

LIGMAN
NORTH AMERICA

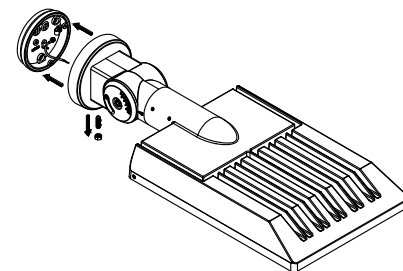
For Installation of Steamer Wall Light LED & Accessories
Model. USE-90002, USE-90012, USE-90022, USE-90032 & UA30160

PRODUCT DRAWING (DIMENSIONS)

SUITABLE FOR WET LOCATIONS



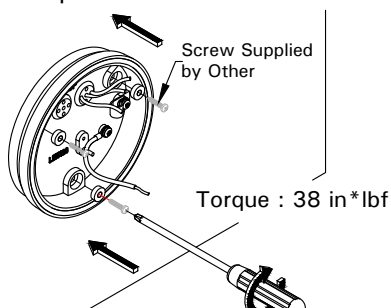
1



Remove The Fixture part

White nylon washers must be used to prevent water intrusion

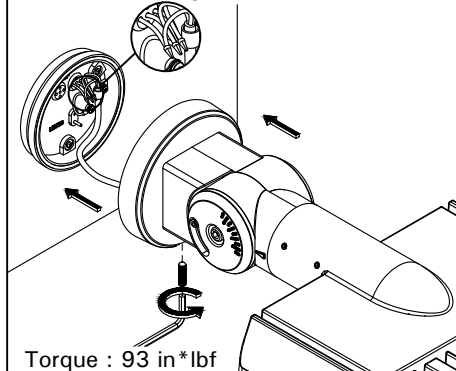
2



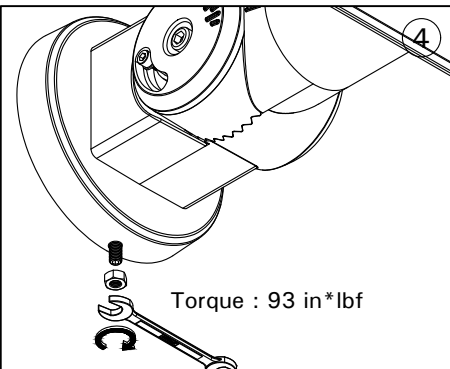
Orange grommet must be installed to seal the cable entry.

Connect Power and Ground Wire.

3

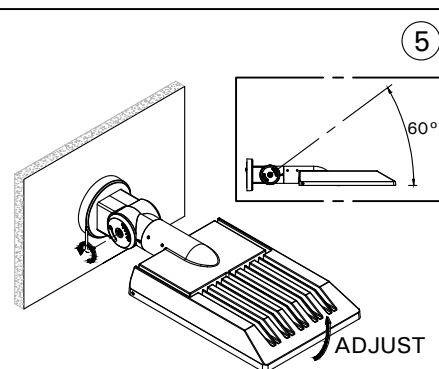


4

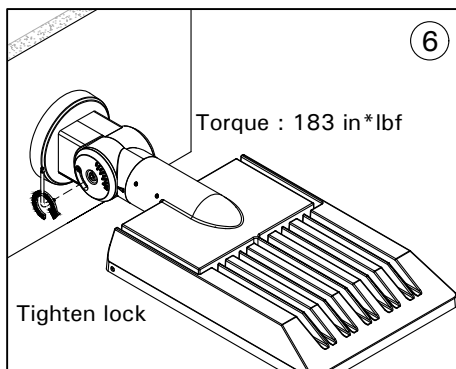


Please Tighten the lock nut onto the protruding set screw.

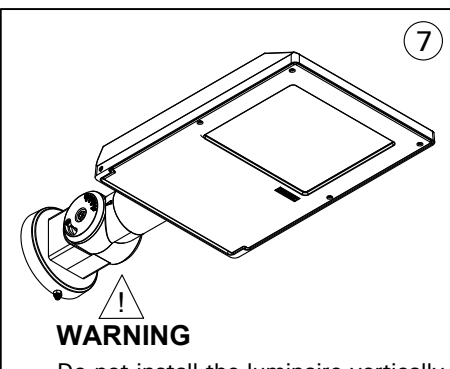
5



6



7



Do not install the luminaire vertically, And do not install with the luminaire facing upwards.

Notice to installer :

WIRING INSTRUCTIONS Warning : RISK OF FIRE AND ELECTRICAL SHOCK. : FIXTURE MUST BE INSTALLED BY A QUALIFIED ELECTRICIAN ONLY>FIXTURE IS INTENDED FOR INSTALLATION IN ACCORDANCE WITH THE NATIONAL ELECTRICAL CODE, LOCAL AND FEDERAL CODE SPECIFICATIONS. DISCONNECT POWER BEFORE SERVICING.

Ligman Lighting USA

7144 NE Progress Court, Hillsboro
Oregon, 97124, USA
Tel : 503 645 0500 | Fax : 503 645 8100